



T293 World Championship 2018

LIEPAJA, LATVIA











my live regatta

Results are final as of 16:39 on August 11, 2018

TPLUS Youth Male Class

Sailed: 12, Discards: 2, To count: 10, Entries: 35, Scoring system: WCR Appendix A

Rank	NAT	Sail	Name	Year	Gender	Division	Total	Nett	R1	R2	R3	R4	R5	R6	R7	R8	R9	R10	R11	R12
1st		150	Nicolo Renna	2001	M	Youth	72.0	25.0	1.0	1.0	(11.0)	3.0	2.0	1.0	6.0	6.0	2.0	2.0	(36.0 RET)	1.0
2nd		1	Alexandros Kalpogiannakis	2002	M	Youth	86.0	39.0	6.0	7.0	2.0	4.0	3.0	(36.0 OCS)	3.0	(11.0)	4.0	4.0	1.0	5.0
3rd		16	Yun Pouliquen	2001	M	Youth	86.0	40.0	4.0	4.0	(10.0)	6.0	1.0	2.0	1.0	2.0	6.0	8.0	(36.0 RET)	6.0
4th		30	Tomer Vardimon	2001	M	Youth	67.0	42.0	(8.0)	5.0	3.0	5.0	5.0	5.0	4.0	(17.0)	3.0	5.0	5.0	2.0
5th		13	Eyal Zror	2002	M	Youth	62.0	46.0	(7.0)	6.0	4.0	2.0	6.0	4.0	7.0	5.0	(9.0)	6.0	3.0	3.0
6th		218	Roi Hilel	2002	M	Youth	68.0	46.0	5.0	(10.0)	1.0	1.0	7.0	3.0	2.0	1.0	7.0	10.0	(12.0)	9.0
7th		1	Haoze Chen	2000	M	Youth	90.0	67.0	(13.0)	9.0	8.0	7.0	9.0	8.0	8.0	3.0	(10.0)	9.0	2.0	4.0
8th		18	Tom Garandeau	2000	M	Youth	151.0	79.0	3.0	3.0	5.0	11.0	15.0 PRP	(36.0 OCS)	9.0	10.0	5.0	3.0	15.0	(36.0 DSQ)
9th		23	Takumi Ikeda	2001	M	Youth	123.3	95.3	11.0	(14.0)	13.0	8.0	8.0	6.0	10.0	9.0	(14.0)	11.0	9.0	10.3 RDG1-12
10th		0	Artem Akimov	2001	M	Youth	131.0	100.0	(14.0)	13.0	7.0	10.0	(17.0)	10.0	11.0	14.0	8.0	12.0	4.0	11.0
11th		66	Adam Zarnowski	2001	M	Youth	154.0	120.0	12.0	11.0	(16.0)	9.0	11.0	16.0	12.0	15.0	(18.0)	16.0	8.0	10.0
12th		7	Egor Zhilin	2000	M	Youth	164.0	120.0	(18.0)	12.0	14.0	17.0	12.0	13.0	14.0	(26.0)	11.0	14.0 RDG1-11	6.0	7.0
13th		25	Pui-Hei Leung	2000	M	Youth	166.0	127.0	(20.0)	15.0	9.0	13.0	10.0	7.0	18.0	12.0	(19.0)	18.0	7.0	18.0
14th		23	Tiago Abreu	2000	M	Youth	171.0	127.0	10.0	(25.0)	12.0	14.0	15.0	15.0	15.0	4.0	13.0	17.0	(19.0)	12.0
15th		5	Belisario Kopp	2000	M	Youth	201.0	129.0	2.0	2.0	21.0	20.0	18.0	14.0	27.0	23.0	1.0	1.0	(36.0 RET)	(36.0 OCS)
16th		103	Nicolo Gatti	2001	M	Youth	191.0	138.0	19.0	17.0	6.0	15.0	14.0	11.0	5.0	8.0	(25.0)	(28.0)	24.0	19.0
17th		9	Omar Al-Qartoubi	2003	M	Youth	208.0	162.0	21.0	16.0	18.0	(24.0)	16.0	12.0	(22.0)	22.0	16.0	15.0	13.0	13.0
18th		85	Manuel Nores	2002	M	Youth	233.0	166.0	9.0	8.0	24.0	30.0	13.0	25.0	(31.0)	27.0	15.0	7.0	(36.0 RET)	8.0
19th		5	Mohammad Al-Balushi	2003	M	Youth	246.0	186.0	16.0	20.0	17.0	16.0	21.0	(36.0 OCS)	19.0	16.0	20.0	(24.0)	18.0	23.0
20th		1	Bouaskar Khalil	2001	M	Youth	248.0	189.0	25.0	18.0	19.0	19.0	19.0	9.0	16.0	7.0	28.0	(29.0)	29.0	(30.0)
21st		7	Raul Claux	2002	M	Youth	246.0	195.0	15.0	21.0	23.0	(26.0)	23.0	22.0	(25.0)	21.0	21.0	22.0	11.0	16.0
22nd		96	Alexander Temko	2002	M	Youth	257.0	204.0	24.0	19.0	22.0	18.0	(26.0)	21.0	17.0	20.0	(27.0)	23.0	26.0	14.0
23rd		3	Ali Al-Omrani	2002	M	Youth	261.0	205.0	17.0	(29.0)	25.0	22.0	(27.0)	19.0	23.0	24.0	17.0	19.0	17.0	22.0
24th		1	Pavel Mikhaley	2001	M	Youth	272.0	209.0	27.0	26.0	15.0	12.0	20.0	26.0	13.0	13.0	30.0	(32.0)	27.0	(31.0)
25th		17	Andre Pereira	2002	M	Youth	273.0	210.0	(30.0)	23.0	(33.0)	29.0	29.0	20.0	24.0	25.0	12.0	13.0	10.0	25.0

Rank	NAT	Sail	Name	Year	Gender	Division	Total	Nett	R1	R2	R3	R4	R5	R6	R7	R8	R9	R10	R11	R12
26th	 TUN	2	Samouda Miras	2002	M	Youth	272.0	215.0	22.0	24.0	(26.0)	25.0	22.0	17.0	21.0	19.0	22.0	(31.0)	23.0	20.0
27th	 USA	157	Maverick Putnam	2003	M	Youth	292.0	234.0	(28.0)	(30.0)	20.0	21.0	28.0	27.0	20.0	18.0	24.0	27.0	22.0	27.0
28th	 GER	445	Richard Sprenger	2000	M	Youth	300.0	239.0	(31.0)	22.0	28.0	28.0	(30.0)	24.0	30.0	29.0	26.0	21.0	16.0	15.0
29th	 AUS	81	Grae Morris	2003	M	Youth	302.0	243.0	23.0	28.0	27.0	27.0	24.0	18.0	26.0	(30.0)	(29.0)	26.0	20.0	24.0
30th	 GER	753	Eike Drawe	2001	M	Youth	324.0	253.0	26.0	27.0	29.0	33.0	31.0	29.0	(36.0 DNF)	(35.0)	23.0	20.0	14.0	21.0
31st	 EGY	10	Momen Sowilam	2001	M	Youth	360.0	288.0	34.0	(36.0 OCS)	30.0	23.0	25.0	23.0	28.0	28.0	(36.0 DNC)	34.0	30.0	33.0
32nd	 EGY	12	Youssef El-Laban	2000	M	Youth	359.0	295.0	29.0	31.0	31.0	(32.0)	(32.0)	28.0	29.0	32.0	31.0	30.0	25.0	29.0
33rd	 POR	27	Tiago Sousa	2001	M	Youth	381.0	312.0	32.0	32.0	32.0	31.0	(33.0)	31.0	32.0	33.0	(36.0 DNC)	33.0	28.0	28.0
34th	 NOR	90	Martin Hope	2000	M	Youth	384.0	312.0	33.0	33.0	34.0	35.0	35.0	(36.0 DNC)	(36.0 DNF)	34.0	36.0 RET	25.0	21.0	26.0
35th	 CZE	788	Ondieg Miller	2001	M	Youth	412.0	340.0	(36.0 DNC)	(36.0 DNC)	35.0	34.0	34.0	30.0	36.0 DNF	31.0	36.0 RET	36.0 RET	36.0 RET	32.0